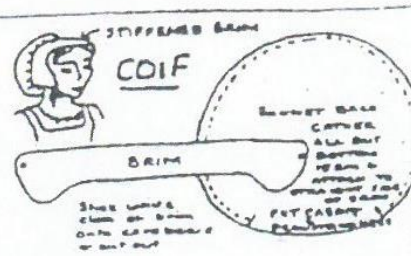


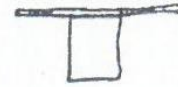
You must cover your head with a coif (using plain white cotton) from this pattern, or with a triangle the size of a modern headscarf and tie it around your head (hiding your fringe and all of your hair). Tie the long ends over the triangle hanging down the back of your neck, and then tuck this bit over your knot.

An apron can be easily made from this pattern, as a simple rectangle tied round the waist. You need a belt (either of leather or plaited wool) from which to hang your purse (a leather pouch or square of your bodice material closed with a drawstring) and your cup.

For shoes, flat, sturdy shoes are most suitable.



**APRON**  
STRAIGHT, NO  
GATHERS, NO POCKETS



### HOW TO CHEAT

**Smock:** you may already have a blouse like this, or, better still, a man's collarless shirt (sew up the front), or a T-shirt. Plain colours only please.

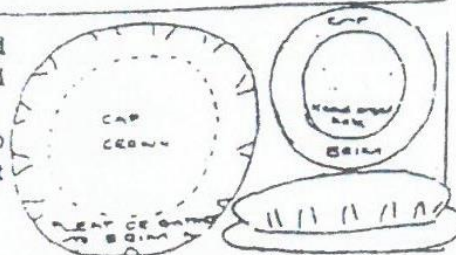
**Bodice and kirtle:** a man's waistcoat (plain fabric, front and back) and a long, full skirt in a plain colour, or a plain coloured dress nipped in at the waist with a belt.



For a hat (everyone must wear one), cut two fabric brims and one cardboard brim. Stick the layers together with the cardboard in the middle, then pleat the crown onto the brim.

You need a belt (of leather or plaited wool) from which to hang your purse (a leather pouch, or a square of your doublet material closed with a drawstring) and your cup.


For shoes, flat, sturdy shoes are most suitable.




### HOW TO CHEAT

**Smock:** you may have a T-shirt, or, better still, a man's collarless shirt (remove buttons + sew up to 6" from the top) that you can use instead. Plain colours only.

**Doublet and Hose:** a waist coat (plain fabric, front and back) may do for a doublet. Tuck baggy (tracksuit) trousers in knee-socks - make them look like breeches.



# Costume ideas.



We have to take the children to Kentwell in costume. Obviously, this is yet another chore for overworked parents and teachers so we have thought long and hard about this. We have come up with very simple suggestions that should help to solve the problem and we will be very grateful for your help and co-operation.

The above diagrams show the simplest ideas we can think of. The colours should be dull and faded if possible. HATS must be worn - simple designs are on the next page.